











LED light panel

24V	 WARRANTY
	 DIMMABLE
CUSTOM SIZES 	HIGH CRI 
IP 54 	IES FILE AVAILABLE 
 Diffusers	

Bright Green LED Light Panel is a slim, efficient and easy way to illuminate architectural features.

LED light panels are custom engraved acrylic sheets, illuminated by LEDs from the edge. This light guide design ensures bright, even illumination across the whole panel.


All PRO Range products have CRI 97+, R9 >90 and a 7 year warranty

Specification


Maximum illuminated dimensions	2400 x 1200mm
Panel thickness	5mm as standard, other options available
Operating voltage	24V DC
Power per linear metre	20W for white, 23W for Dynamic White
Luminous Efficacy (White LED)	92 lm/W
Colour temperature	2200K, 2700K, 3000K, 4000K, 6500K, Dynamic
CRI	>97
R9	>90
Bin specification	1/4 bin
LED chip manufacturer	Yuji (Japan)
Power cable length	1 metre as standard or to requested specification
Principal materials	Aluminium, acrylic, PET
Lifetime	L70 at 50,000 hours
Warranty	7 years
Dimmable	0-10V, DALI, DMX and others
Operating temperature	-10° to 45°C
Storage temperature	-20° to 60°C
Wire	20 AWG stranded cable
Certification	LM80

LED light panel exploded view

All LED Light Panels are custom manufactured with an optimised grid pattern for the panel size. This maximises performance and light distribution



Cable Tails and Connectors



LED Light Panel is supplied with a 1 metre cable tail or a connector if required.

Common connectors include:

2.1 Female DC, Mini Mate-N-Lok or JST-XHP-02.

Other connectors are available on request.

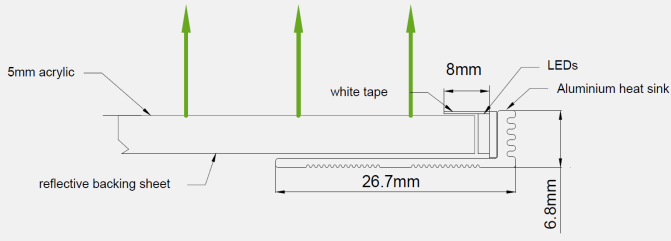
LED light panel dimensions

LED light panel is available in 4 frame options

All PRO Range products have CRI 97+, R9 >90 and a 7 year warranty

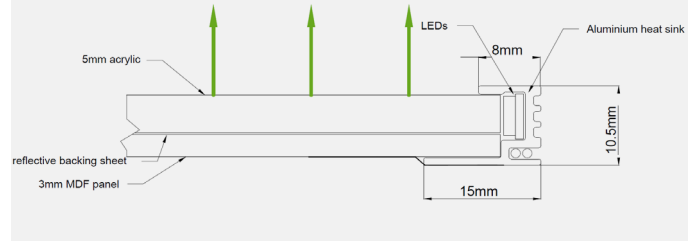
Frame A

Weight per square metre: 7.0kg



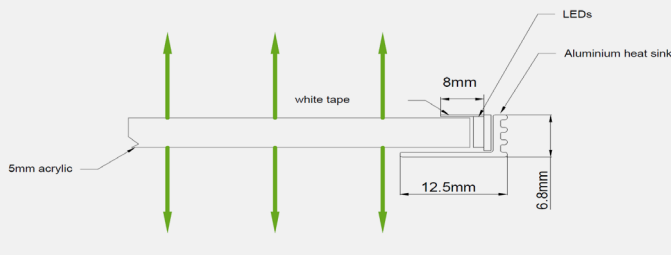
Frame B

Weight per square metre: 9.5kg



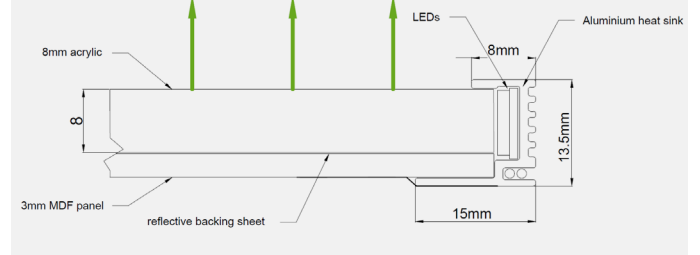
Frame C - Double sided

Weight per square metre: 7.0kg



RGB/Dynamic

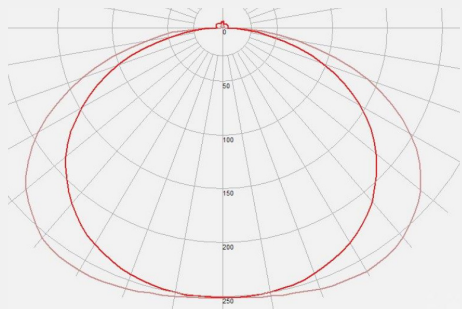
Weight per square metre: 11.5kg



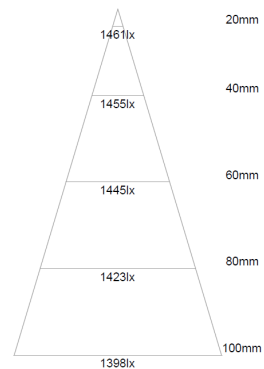
Photometric Data

Example using a 600 x 600mm panel

Light Distribution



Lux Test



Connection

Installation should be carried out by suitably qualified personnel. Please see the Bright Green LED Light Panel install guide for electrical connection and handling guidelines.