

# PRO Range



The Bright Green PRO Range is designed for architectural quality lighting. Performance is consistent across the range and represents state of the art LED technology

## Range Specification

All Bright Green PRO Range products have the following minimum performance standards.


	<b>BIN CONTROL</b> ¼ LED bin specification		<b>WARRANTY</b> 7 years
	<b>COLOUR RENDERING INDEX</b> 97+		<b>CONTROLS</b> DALI, DMX, 0-10V AND MORE
	<b>R9 VALUE</b> 90 minimum		<b>DEFINED CCT RANGE</b> 2200K, 2700K, 3000K, 4000K, 6500K, Dynamic

## Make the best your new standard

With your reputation in the spotlight, it's worth getting the light just right.

The quality of the PRO Range is immediately defined by its high CRI, minimum R9 and advanced performance features.

By specifying the PRO Range from Bright Green Technology you can be confident that every project will look its very best.



## Product Range

Specify the PRO range from Bright Green Technology and you can be confident that whatever space you're lighting will look its very best. Each product type meets the PRO range standard and the most stringent lighting specifications.



### LED Light Panel

Extremely thin light sheet system, ideal for limited depths and customised backlighting.

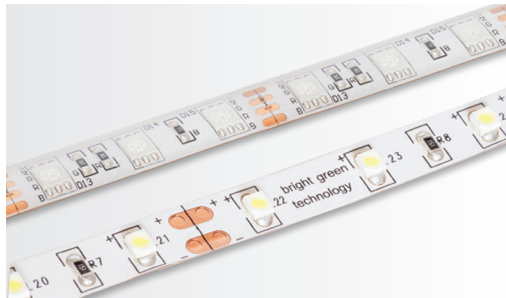
- Suitable for depths >10mm
- Patented V-cutting technology
- Optimised design for every panel size
- Example applications: Backlighting glass, marble, onyx, graphics, architectural highlights



### Bright Green Grid

A modular tile system for backlighting areas that require high brightness at restricted depth.


- Suitable for depths >40mm
- Class V0 fire rating
- Adjustable sizing on site
- Example applications: Light walls, backlit graphics, stretch ceilings



### Linear LED

An extensive range of rigid and flexible PCB and profiles.

- An extensive range of rigid and flexible PCB and profiles.
- Can be project colour matched to LED Light Panel
- Wide range of profiles and accessories
- Example applications: Linear architectural features, accent, contour, cove



### LED drivers

PRO Range drivers represent the forefront of LED driver design with advanced reliability and functions.

- Compatible with multiple control protocols
- Advanced dimming features
- Flicker free
- Example applications: Driving constant voltage and constant current LED systems, lighting control