

# Bright Green Sign Modules Install Guide

## Components required



20 AWG wire



M3 screws



Bright Green Sign Modules



Power supply



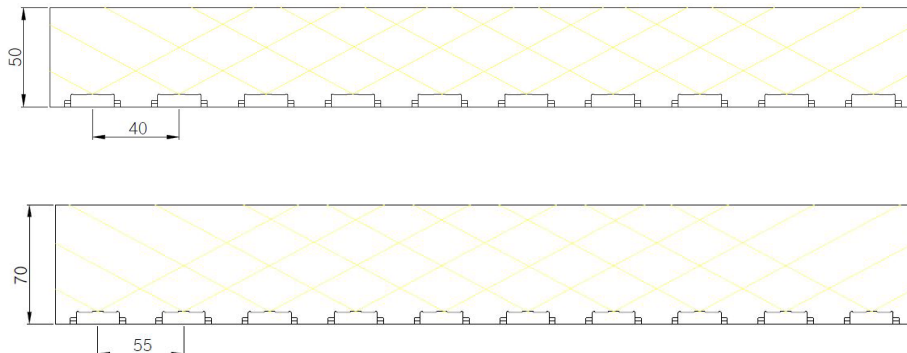
Wire connectors

## Layout

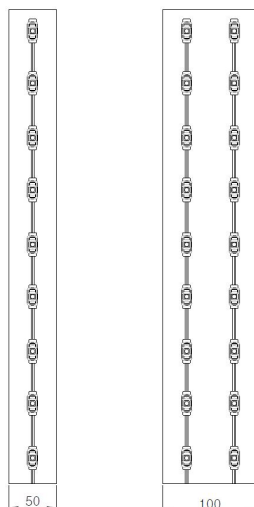
Determine the layout of your Bright Green Sign modules based on the overall sign dimensions and using the guidelines below. When you have decided on the layout, cut the modules where necessary. Use the fixing tape on the rear of the module to secure each module. Ensure the fixing surface is clean and dry. We also recommend using a screw or rivet to secure modules periodically along the chain.

### 1 LED Module - Single colour only

Recommended pitch per depth



Recommended layout density



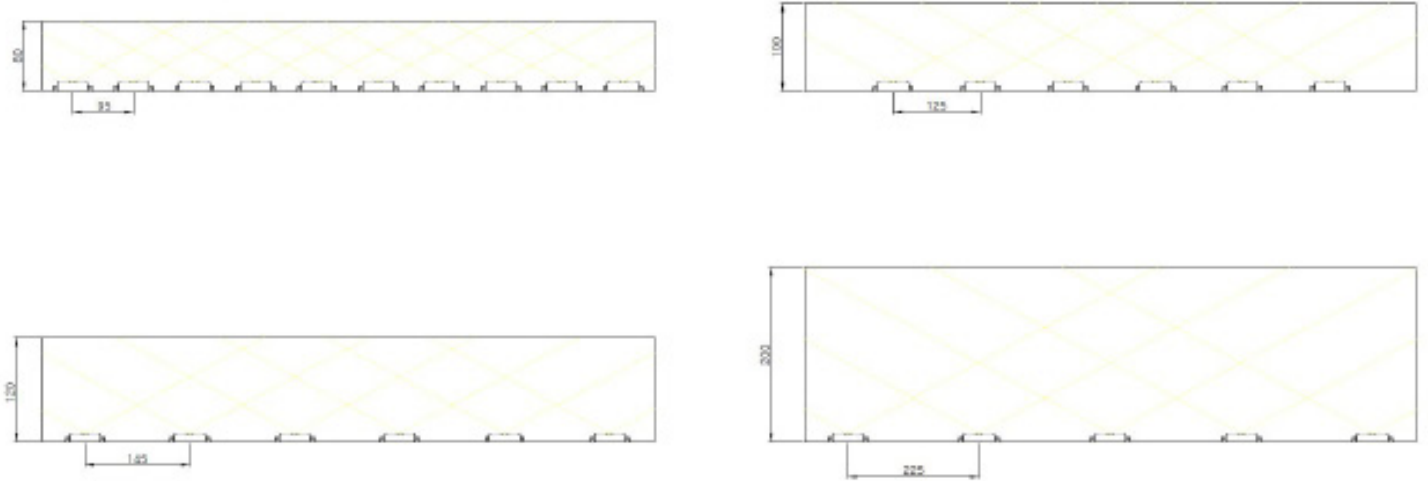
Tel +44 (0) 1932 355221 Email [info@brightgreentechnology.com](mailto:info@brightgreentechnology.com)  
Find out more at [www.brightgreentechnology.com](http://www.brightgreentechnology.com)

**bright green.**  
technology

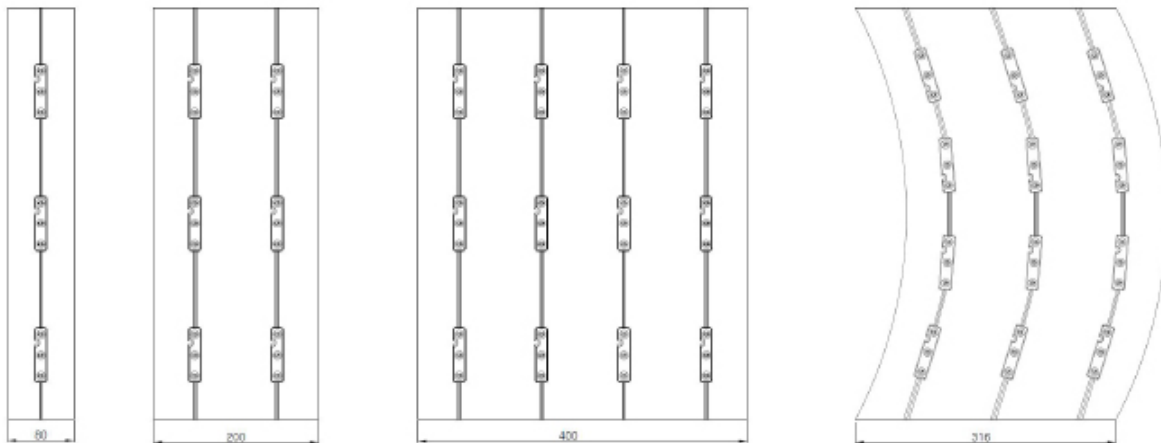
# Bright Green Sign Modules Install Guide

2, 3 and 4 LED Module - Single colour only

Recommended pitch per depth



Recommended layout density



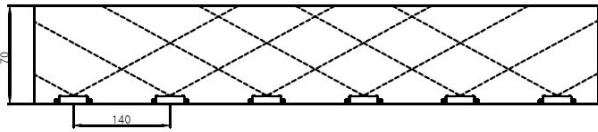
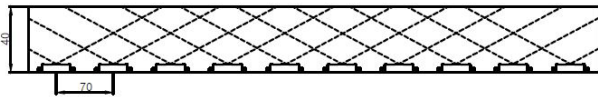
Tel +44 (0) 1932 355221 Email [info@brightgreentechnology.com](mailto:info@brightgreentechnology.com)  
Find out more at [www.brightgreentechnology.com](http://www.brightgreentechnology.com)

**bright green.**  
technology

# Bright Green Sign Modules Install Guide

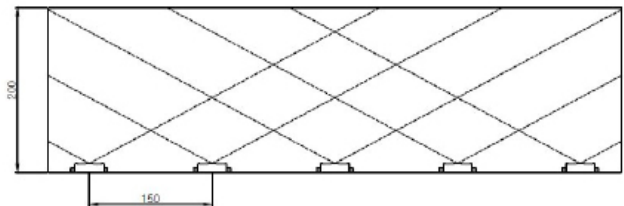
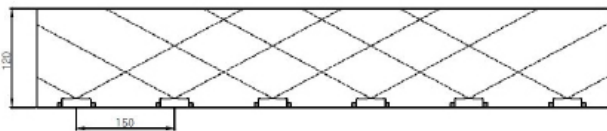
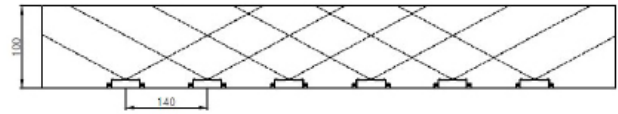
## 2 LED Sign Module - Wide Angle

Recommended pitch per depth



## 3 LED Sign Module - Wide Angle

Recommended pitch per depth



## Electrical connection

All Bright Green Sign Modules (Product Codes beginning CM, SM and SMW, single colour) are sold in strings of 50.

The maximum run in series for all Bright Green Sign Modules is 50. Use another run in parallel to connect more.

All Bright Green Sign Modules can be cut between any module in the string.

Cap all unused wires.

Tel +44 (0) 1932 355221 Email [info@brightgreentechnology.com](mailto:info@brightgreentechnology.com)  
Find out more at [www.brightgreentechnology.com](http://www.brightgreentechnology.com)

bright green.  
technology

# Bright Green Sign Modules Install Guide

## Power supply table

Example power supply configurations

Product code	Voltage	Max. Watts	Max. 1 LED Modules - 0.24W/ module	Max. 2 LED Modules - 0.66W/ module	Max. 3 LED Modules - 0.72W/ module	Max. 4 LED Modules - 1.08W/ module	Max. 3 LED Wide - 1.2W/ module
PCV-1260	12V	60W	250	90	83	55	50
PCV-12100	12V	100W	416	151	138	92	83
MWH-V24C-AP	12V	192W	800	290	266	177	160

## Electrical layout example

Wiring guide example for the 3 LED Module

